

PART NUMBER	HDP-200B Series
DESCRIPTION	200 Watt Enclosed Power Supply

HDP-200B Series 200 Watt Embedded Power Supply



Features

- Universal AC input range (90~264Vac)
- Built-in Active PFC function, PF>0.95
- Miniature size, high power density, high efficiency, long life and high reliability
- Withstand 300VA surge input for 5 secs.
- Output protections: OLP/SCP/OPP
- Wide operating ambient temperature (-20°C ~ 70°C)
- Operating altitude up to 5000M
- 100% full load burn-in test
- Easy assembling from top side
- PCB soldering side with conformal coating
- Suitable for critical applications
- 3 year warranty



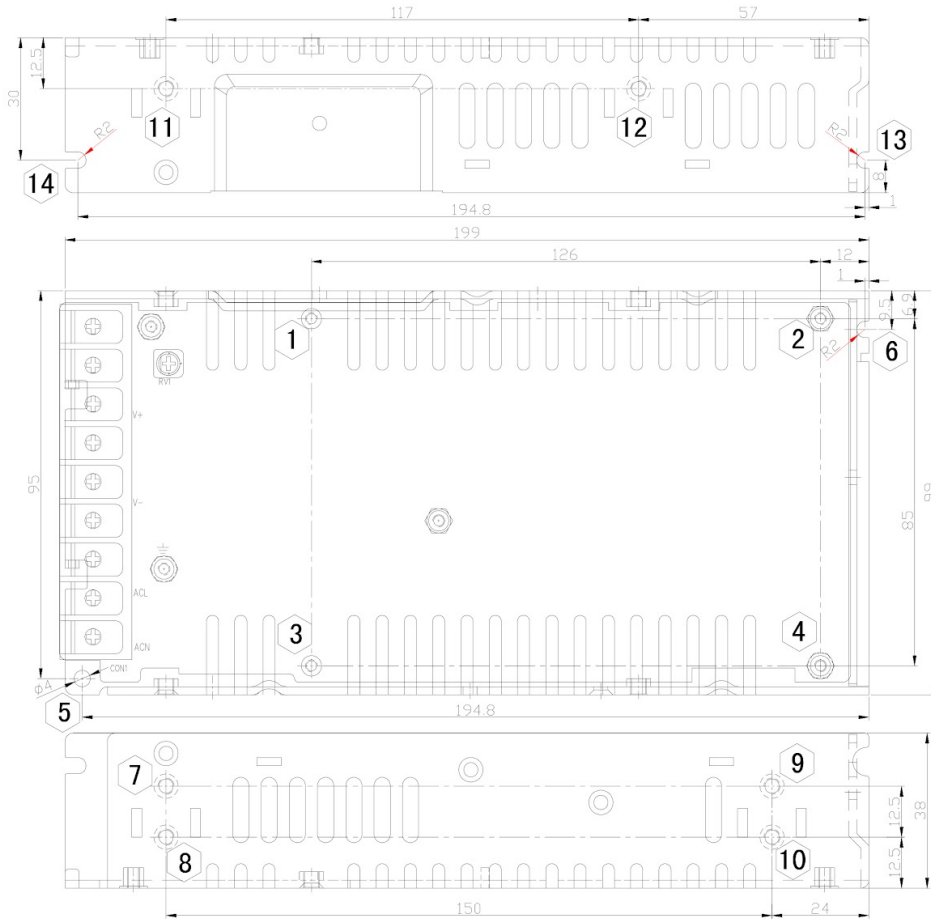
Specifications

		HDP-200B-12II	HDP-200B-24II	HDP-200B-48II	
OUTPUT	DC Output	12V	24V	48V	
	Rated Current	16.7 A	8.4 A	4.2 A	
	Current Range (NOTE 1)	0 ~ 16.7A	0 ~ 8.4A	0 ~ 4.2A	
	Ripple and Noise (NOTE 2)	0 ~ 65°C	≤ 150mV	≤ 200mV	≤ 150mV
		-20°C ~ 0°C	≤ 200mV	≤ 200mV	≤ 150mV
	Voltage ADJ. Range	10 ~ 15.5V	20 ~ 27.2V	42 ~ 53V	
	Voltage Accuracy	±2.0%	±1.0%	±1.0%	
	Line Regulation	±0.5%	±0.5%	±0.5%	
	Load Regulation	±2.0%	±1.0%	±1.0%	
	Set-up Time	<2S (230VAC input, Full Load), ≤ 4S (115VAC input, Full Load)			
	Hold-up Time	≥16mS (115 / 230VAC in at Full Load)			
	Temperature Coefficient	±0.03%/°C			
	Overshoot and Undershoot	< 5.0%			
	INPUT	Voltage Range	90Vac ~ 264Vac		
Frequency Range		47Hz ~ 63Hz			
Power Factor (Typical)		PF > 0.98@115Vac PF > 0.95@230Vac			
Efficiency (Typical) 230Vac input		≥ 87%	≥ 88%	≥ 88.5%	
AC Current (Max.)		< 3A			
Inrush Current (Typical)		< 30A@115Vac, < 50A@230Vac Cold Start			
Leakage Current		Input-Output: ≤ 0.25mA Input-PG: ≤ 3.5mA			
PROTECTION	Over Load	105% ~ 150% of rated output current, hiccup mode, auto recovery			
	Over Power	105% ~ 150% of rated output current, hiccup mode, auto recovery			
	Short Circuit	Long-term mode, auto recovery			
ENVIRONMENT	Operating Ambient Temp. & Hum.	-20°C ~ 65°C; 20% ~ 90% RH No Condensing (refer to the derating curve)			
	Storage Temp. & Hum.	-40°C ~ 85°C; 10% ~ 95%RH No Condensing			
SAFETY & EMC (NOTE 3)	Safety Standards	UL60950-1 2nd Ed; IEC 60950-1:2005 (2nd Ed); EN60950-1:2006			
	Withstand Voltage	Primary – Secondary: 3.0KVac; ≤10mA Primary – PG: 1.5KVac; ≤10mA Secondary – PG: 0.5KVDC; ≤10mA			
	Isolation Resistance	100M ohms			
	EMS Emission	Compliance EN55022, EN55024, FCC PART 15 CLASS B			
	Harmonic Current	Compliance to EN61000-3-2, Class D			
OTHERS	EMC Immunity	Compliance to EN61000-4-2,3,4,5,6,8,11; heavy industry level			
	MTBF (MIL-HDBK-217F)	More than 200,000Hrs (25°C, Full load)			
	Dimension (L*W*H)	199 x 99 x 38 mm			
	Packing	20PCS/CTN, 16KGS, 0.04CBM			
NOTE	Cooling Method	Cooling by free air convection			
		1. All parameters NOT specially mentioned are measured at rated input, rated load and 25°C of ambient temperature 2. Measured at 20MHz of bandwidth by using a 12" twisted pair-wire terminated with a 0.1 uF & 10uF parallel capacitor 3. The power supply is considered as a component which will be installed into a final equipment. The equipment must be re-confirmed that it still meets EMC directives.			

PART NUMBER	HDP-200B Series
DESCRIPTION	200 Watt Enclosed Power Supply

Mechanical Specification

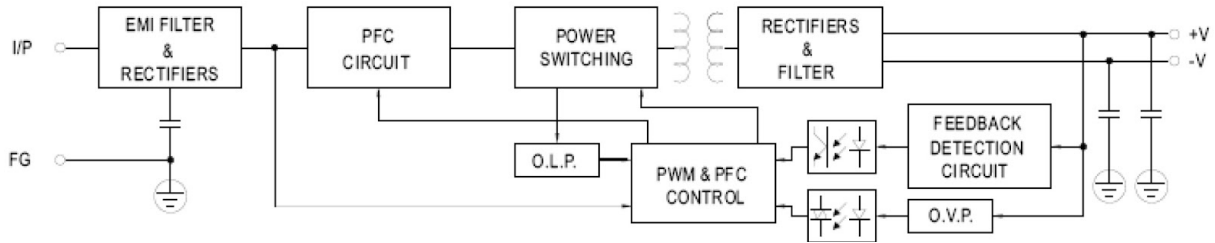
Unit: mm (Tolerance is ±1mm)



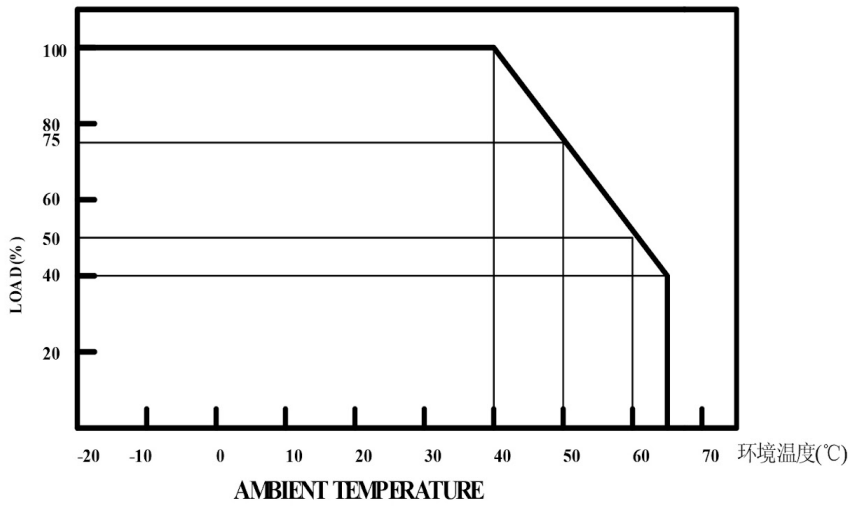
① — ④	M3	2.5mm	6.5Kgf.cm (max)
⑤ — ⑥	M3	4mm	6.5Kgf.cm (max)
⑦ — ⑩	M3	4mm	6.5Kgf.cm (max)
⑪ — ⑫	M3	4mm	6.5Kgf.cm (max)
⑬ — ⑭	M4	4mm	12Kgf.cm (max)

PART NUMBER	HDP-200B Series
DESCRIPTION	200 Watt Enclosed Power Supply

Block Diagram



Derating Curve



输入电压—负载降额曲线

Ta=25°C

